

New Approach to Product Recommendation System by Using Blog Data for E-Commerce Applications

^{1*}G Kiran Prabhu, ²D Sai Kumar, ³Ayasya V Bulusu, ⁴E Poojitha, ⁵Raghavendra Reddy

^{1,2,3,4,5}Department of Computer Science & Technology, REVA University, Bangalore. India

Corresponding Author: ganeshprabhu47@gmail.com

DOI: <https://doi.org/10.26438/ijcse/v7si14.5358> | Available online at: www.ijcsonline.org

Abstract— Communitarian sifting (CF) calculations have been generally used to manufacture recommender frameworks since they have recognizing ability of sharing aggregate wisdoms and encounters. Notwithstanding, they may effortlessly fall into the snare of the Matthew impact, which will in general prescribe prevalent things and consequently less famous things become progressively less well known. Under this situation, a large portion of the things in the proposal list are now well-known to clients and in this way the execution would truly deteriorate in discovering cold things, i.e., new things and specialty things. To address this issue, a client overview is first directed on the internet shopping propensities in China, in light of which a novel suggestion calculation named trend-setter based CF is recommended that can prescribe cold things to clients by presenting the idea of pioneers. In particular, trend-setters are an extraordinary subset of clients who can find cold things without the assistance of recommender framework. In this way, chilly things can be caught in the suggestion list through trailblazers, accomplishing the harmony among good fortune and precision.

Keywords: Recommendation System; E-Commerce Applications; Machine Learning; Sentiment Analysis

I. INTRODUCTION

As of late, the online business and long range communication have turned out to be progressively obscured. Both Facebook and Twitter have presented another element a year ago that enable clients to purchase items straightforwardly from their sites by clicking a "purchase" catch to buy things in adverts or different posts. In China, the internet business organization ALIBABA has made a vital interest in SINA where ALIBABA item adverts can be straightforwardly conveyed to SINA clients. Conveying web based exercises on long range informal communication locales, it is imperative to use information extricated from person to person communication destinations for the improvement of item recommender frameworks.

We think about a issue of prescribing items from internet sites to clients at long range interpersonal communication locales who don't have historical records, i.e., in "chilly begin". Albeit online item suggestion has been widely considered before, investigation just focus on building arrangement in some websites and essentially use clients verifiable exchange records. To the best of our insight, cross-site cold-begin item proposal has been once in a while examined previously.

In our concern setting here, just the clients' person to person communication data is accessible and it is a challenging

errand to change the long range informal communication information into inactive client highlights which can be effectively utilized for item suggestion. To address this test, we propose to utilize the connected clients crosswise over long range informal (client have person to person communication accounts and have made buys on online business sites) as an extension to delineate's interpersonal interaction highlights to latent highlights for item suggestion. In explicit, we propose learning the two clients' and items' element portrayals business sites utilizing intermittent neural systems and afterward apply an altered slope boosting trees technique to change clients' interpersonal interaction an element network factorisation approach which can switch age the scholarly client embeddings for cold-begin item proposal.

Real commitments:

- Detail issue of prescribing items from a website to person to person client in "chilly begin" circumstances. To the best of our insight, it has been once in a while examined previously.
- We propose to apply the intermittent neural networks for learning connected component representations for the two clients and items from information gathered in internet site.
- We propose an altered slope boosting trees technique to change clients' microblogging at-tributes to inert component portrayal which can be effectively fused for item recommendation.

- We propose and instantiate an element based matrix factorization approach by fusing client and item includes for cold- begin item recommendation.

II. PROBLEM FORMULATION

Thusly, every client $u \in UL$ is likewise connected with their individual microblogging property data. Let A_u indicate the arrangement of microblogging highlights, and each microblogging client has a $|A_u|$ - dimensional microblogging highlight vector a_u , in which every section $a_{u,i}$ is the characteristic incentive for the I -th microblogging property include.

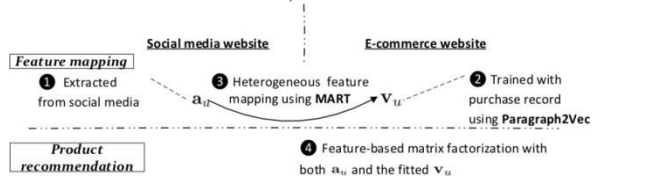
Because of the heterogeneous nature between these two unique information signals, data removed from microblogging administrations can't ordinarily be utilized directly for item suggestion on web based business sites. Thusly, one noteworthy test is the manner by which to change clients' microblogging property data a_u into another element portrayal v_u , which can be utilized all the more successfully for item proposal. Here, we call a_u the first or microblogging highlight portrayal and v_u the (heterogeneous) changed element portrayal, individually.

Next, we will ponder how to separate microblogging highlights and change them into a dispersed feature portrayal before introducing an element based lattice factorization approach, which joins the educated circulated include portrayals for gooduct suggestion.

III. EXTRACTING AND REPRESENTING MICROBLOGGING ATTRIBUTES

Our answer for microblogging highlight adapting consists of three stages:

Prepare a rundown of possibly helpful microblogging qualities [15] and develop the microblogging highlighting to connected client $u \in UL$;



- Generate appropriated include portrayals $\{v\}$ utilising the data from clients U on the internet site through profound learning.

The mapping capacity, $f(a_u) \rightarrow v_u$, changes the microblogging data a_u to the disseminated highlight v_u . It

uses element representation sets $\{a_u, v_u\}$ of connected client $u \in UL$ as information.

Feature Selection Micro-blogging:

Here, we think about how rich client data from microblog to form a_u for a microblogging client. We use three attributes.

Content Attributes

All things considered, we expect a potential connection between's content properties and clients' pursue inclinations. Perform evacuation before removing the content characteristics underneath.

Theme disseminations. Extricate points from the client produced content utilizing the Latent Dirichlet Allocation (LDA) [14] demonstrate for recommendation assignments. Pursue a similar thought, client to report, and after that to acquire the subject dispersions for every client. The advantages of subjects dispersions over watchwords are two crease. In the first place, the quantity of themes is typically practically speaking, which to a great extent decreases the quantity of measurements. Second, theme models produce consolidate and significant semantic units, which are less demanding to translate and comprehend than watchwords.

Standard theme models accept singular words are interchangeable, which is essentially equivalent to the pack of-words demonstrate presumption. Word portrayals or embeddings picked up utilising, each measurement speaks to a dormant component of the word and semantically comparative words are close in the inactive space. We utilize the Skip-gram show executed by the device learn conveyed portrayals of words. At last, we normal the word of the considerable number of token in a client distributed archive as the client's inserting vector.

Networking Attributes

In web based life space, usually seen that clients associated with one another. All things considered, can parse out client bunches by the clients. Inactive gathering inclination. We treat client as a token and total every client as an individual record. Along these lines, we can extricate idle client bunches having comparable interests and we speak to every client as an inclination appropriation over these dormant gatherings.

Worldly Attributes

Worldly action designs are considered by the mirror the living propensities and ways of microblogging clients to some number. All things considered, there might exist connections between's fleeting exercises examples and clients' buy inclinations.

Worldly action dispersions. We think about two sorts of

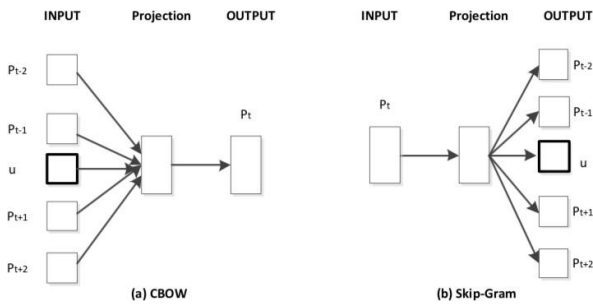
worldly action circulations, in particular every day action conveyances and week after week action distributions. The day by day movement dissemination of a client is characterised by a dispersion of 24 proportions, also week after week action circulation of a client is portrayed by an appropriation of seven proportions, and seven days by the client.

TABLE 1 Microblogging features Categorisation.

| Categories | Features |
|------------------------|------------------------------------------------------------------------------------|
| Demographic Attributes | Gender (2), Age (6), Marital status (10), Education (7), Career (9), Interests (6) |
| Text Attributes | Topic distributions (50), Word embeddings (50) |
| Network Attributes | Latent group preference (50) |
| Temporal Attributes | Daily activity distribution (24), Weekly activity distribution (7) |

Learning Product Embeddings

Before displaying how to learn client embeddings, we initially examine. The system proposed in for wordinserting learning canbe utilised to demonstrate different kindsof successive information. The center thought can be abridged as pursues.



Two straightforward intermittent impartial architectures proposed to prepare item install dings, in particular, the ContinuousBag-Of-Words demonstrate and the show. The major contrast between these two designs lies in direction of forecast: cbow predicts the present item utilizing the encompassing setting, i.e., $Pr(pt|context)$, while Skip-gram predicts the setting with the present item, i.e., $Pr(context|pt)$. Item pt which contains two items acquired previously and two after pt . All the more formally, every item pt is displayed as an extraordinary inert em-embedding vector v_{pt} , and the related setting data as $v_{context}$. For CBOW, the restrictive forecast likelihood is described by a softmax work aspursues

To improve for registering exponential whole probabilities, progressive softmax and negative inspecting techniques are usually used to accelerate the preparation procedure.

Gradient Boosting Regression Trees utilising Heterogenous Representation Mapping

We exhibited how to develop a vector au from a webpage and take in a dispersed portrayal vu from a web based

business site separately. In the cross- webpage cold-begin push uct suggestion issue, we can just get the microblogging highlight vector au for client u . The key thought is to utilize few connected clients crosswise over destinations as a scaffold to become familiar with a capacity which maps the firstcomponent portrayal au to the circulated portrayal vu . In particular, we can develop a preparation set comprising of highlight vector sets, $\{au, vu\}u \in U$ and cast the component mapping issue as a regulated relapse errand: the information is a microblogging highlight vector au and the yield is a dispersed element vector vu .

We expand the Multiple Additive Regression Tree (MART) technique to learn include mapping capacities since it is ground-breaking to catch higher-request change connection among info and yield.

A short Introduction of MART

Angle boosting calculations intend to deliver an ensemble of powerless models that together structure a solid model in a phase insightful procedure. Regularly, a frail model is a J-terminal hub and the subsequent slope boosting calculation. Vector $x \in R^d$ is mapped to $F(x) \in R$.

$$F_m(x) = F_{m-1}(x) + \eta p_m h_m(x; a), (1)$$

The get the hang of ing technique of slope boosting comprises of two elective strides in the m -th cycle: first fit another part work h_m by utilizing the steepest-plummet strategy, and after that limit the misfortune capacity to infer the gathering weight p_m for the scholarly student. At every emphasis, we utilize the regularized squared blunder capacity to get familiar with another CART part: we initially determine a lot of disjoint areas $\{R_j\}$

Fitting Refinement

Initially, the fitting quality depends on the quantity of accessible connected clients since deficient preparing information would hurt the execution of the relapse technique. Review that we can gain proficiency with the client embeddings for every one of the clients on an online business site. At the point when the preparation information is restricted, we necessitate that the fitted vector ought not go amiss from $v(\text{sup})$ to a_{extreme} .

Second, we fit each measurement independently with an individual MART demonstrate. In view of our information examination, we found that the estimations of certain measurements from a similar client may be related. We convert every single negative an incentive to zero.

We at that point propose to consider the two techniques to refine the at first fitted esteem

$$vu(0) \text{ way}$$

$$\min \sum_k (v_{u,k} - v_{u,k}^{(0)})^2 + \mu_1 \sum_k (v_{u,k} - v_{u,k}^{(sup)})^2 + \mu_2 \sum_{k,k',k \neq k'} w_{k,k'} (v_{u,k} - v_{u,k'})^2,$$

where μ_1 and μ_2 are the tuning parameters. The parameter μ_1 is utilized to "smooth" the information when the quantity of preparing occurrences is little or a client has next to no microblogging data. While in different cases, μ_1 can be essentially set to a little esteem, e.g., 0.05.

For μ_2 , we have discovered an estimation of 0.05 as a rule gives great execution.

Summary

We have manufactured a solitary student for each measurement in the changed component portrayal v_u utilizing an adjusted angle boosting trees show. The motivation behind why we pick MART is that its segments are relapse trees, and trees are appeared to be powerful to create high-request and interpretable information utilizing straightforward plain highlights.

IV. APPLYING THE TRANSFORMED FEATURES TO COLD-START PRODUCT RECOMMENDATION

When the MART students are worked for highlight

$$v_{u,k} \leftarrow \frac{v_{u,k}^{(0)} + \mu_1 v_{u,k}^{(sup)} + \mu_2 \sum_{k',k' \neq k} w_{k,k'} v_{u,k'}}{1 + \mu_1 + \mu_2 \sum_{k',k' \neq k} w_{k,k'}}.$$

map-ping, the first microblogging highlight vectors a_u are mapped onto the client inserting v_u . In this area, we consider how to fuse $\{a_u, v_u\}$ into the element based grid factorization strategy. In explicit, we build up our suggestion technique dependent on the as of late proposed SVD Feature. Our thought can likewise be connected to other element based proposal calculations, for example, Factorization Machines.

V. EXPERIMENTS

Experimentation Setup

Our task requires data from both an e-commerce website and an online social networking site.

E-commerce data:

We utilized an expansive internet business dataset shared by, which contains 138.9 million exchange records from 12 million clients on 0.2 million items. Every exchange record comprises of a client ID, an item ID and the buy timestamp. We first gathering exchange records by client IDs and afterward get a rundown of acquired items for every client.

Microblogging data. We used our previous data collected from the largest microblogging sites.

User linkage. We have found that WEIBO users sometimes shared their purchase record on their microblogs via a system-generated short URL, which links to the corresponding product entry on JING-DONG.

TABLE 2
Statistics of our linked user datasets.

| Datasets | #users | #products | Average #products | Average #tweets |
|------------------------|--------|-----------|-------------------|-----------------|
| \mathcal{D}_{dense} | 15,853 | 98,900 | 52.0 | 41.0 |
| \mathcal{D}_{sparse} | 4,785 | 6,699 | 2.6 | 35.7 |

User Embeddings Fitting Evaluation

Given a connected client $u \in \mathcal{U}$, we have the microblogging highlight vector a_u extricated from WEIBO and the client installing v_u learnt dependent on her JINGDONG buy record. We utilize a relapse based way to deal with fit v_u with a_u for heterogeneous element mapping, and the fitted vector is indicated as \hat{v}_u . To look at the viability of the relapse execution, the Mean Absolute Error (MAE) is utilized as the assessment metric where $|T|$ is the quantity of test clients. We think about three distinctive examination strategies: (1) CART; (2) MARTold, which is the first usage as in;

(3) MARTsample, which is our changed execution with highlight testing; (4) MARTboth, which is our altered execution with highlight inspecting and fitting refinement. For client installing fitting, we use \mathcal{D}_{dense} for evaluation, since the clients in \mathcal{D}_{dense} have a consider capable number of buys for learning the ground truth client embeddings utilizing our adjusted para2vec technique, which are progressively solid for assessment. The dataset Dense is part by clients into preparing set and test set with three diverse #train proportions, in particular 1:1, 1:4 #test what's more, 1:9. In Table 3, we can see that when the preparation information is generally vast (proportion 1:1), all the MART variations give comparative outcomes and they perform reliably superior to the basic CART. Curiously, when the extent of preparing information ends up littler, MARTsample and MARTboth beats MARTold. In explicit, the execution gain accomplished by MARTboth over the other two MART variations is progressively critical with littler arrangement of preparing information.

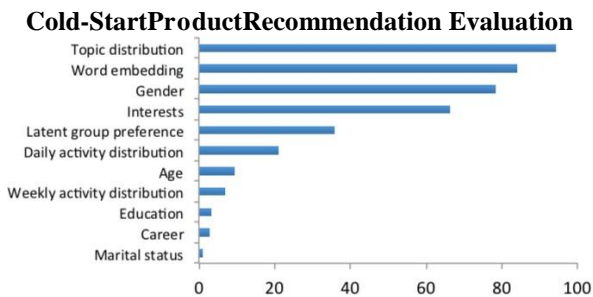
Relative quality significance.

Tree-based strategies offer extra possibility to learn significance of each property. Roused by the strategy presented in, we figure a measurement of the dependent on the preparation information. To start with, we cross through all the relapse trees, and ascertain for each element its commitment to the cost capacity by including the commitments of the considerable number of hubs that are

part of this component. Here we characterize highlight commitment to be the decrease of the squared mistake in the misfortune work. We can aggregate up the commitments of the majority of its conceivable quality qualities as its general commitment.

The outcomes are appeared in Figure 3. We have the following perceptions: 1) The content characteristics possess the main two position positions 2) inside the statistic classification, sex and interests could really compare to the others. 3) For instance, Interests could easily compare to Latent gathering inclination despite the fact that the later has a bigger fulfillment extent. Another conceivable reason is that the element measurement for content qualities is a lot bigger than that of statistic attributes.

Likewise assess the significance of each attribute by directing trials on the customary item proposal assignment. We utilize benchmark and include characteristics each one in turn utilizing the SVDFeature system examined at that point check the execution by the additional quality. Quality positioning acquired along these lines is like the positioning in Fig. 3, however the hole between content traits and statistic characteristics ends up littler.



For cold-begin item suggestion, we intend to prescribe items to microblog clients without the information of their chronicled buy records.

TABLE 3
Performance comparisons of MAE results for fitting user embeddings on \mathcal{D}_{dense} . Smaller is better.

| #train / #test | CART | MART _{old} | MART _{sample} | MART _{both} |
|----------------|-------|---------------------|------------------------|----------------------|
| 1/1 | 0.557 | 0.515 | 0.515 | 0.515 |
| 1/4 | 0.557 | 0.522 | 0.521 | 0.521 |
| 1/9 | 0.564 | 0.589 | 0.558 | 0.529 |

Strategies to Compare

We think about the accompanying strategies for execution examination:

- Popularity (Pop): items are positioned by their authentic deal volumes.
- Popularity with Semantic Similarity (Pop++): the positioning score is a mix of two scores: (1) the prominence

score S1; (2) the cosine comparative ity S2 between item portrayal and client content data, including profile, tweets and labels. The two scores are consolidated by $\log(1 + S1) \times \log(1 + S2)$.

- Embedding Similarities (ES): Similarity scores $v^T \cdot v_p$ between a client implanting v^u and a rundown of item embeddings v_p are utilized to rank items.
- MF with client properties (MFUA): User characteristics (counting client profile and theme conveyances) are fused into the essential framework factorization calculation for item appraising expectation. For reasonableness, we likewise utilize the pairwise misfortune capacity to prepare the model.
- FM without User Interactions (FMUI): Rendle connected the Factorization Machines (FM) for "pursue" proposal in KDDCup 2012. It has been discovered that comparative execution was gotten with or without the communication of client highlights. FM without client highlight associations is identical to SVDFeature. We reimplement this strategy in the SVDFeature structure with our extricated microblogging highlights.
- ColdE: Our proposed methodology which utilizes the fitted client implanting highlights and item embedding highlights (Eq.6).
- ColdD+E : Methodology which utilizes the microblogging highlights, the item implanting highlights and client inserting highlights. Particularly, we just utilize statistic traits here, since they have been demonstrated important to item suggestion.
- Cold++: Since the client and item embeddings can be scholarly for every one of the clients and items separately in the web based business site, we can prepare ColdE with every one of the clients in U, not restricted to the connected clients U_L. This variation is called Coldenhanced. Measurements inserting and client inserting highlights distinctive #training qualities fitted #test utilizing MART_{both}. For Coldenhanced, it include extra haphazardly clients for the preparation set.

Assessment Recommendation for Product

Generally utilized measurements are for the evaluation of item proposal results.

Exploratory Results on Ddense We initially assess the execution of item recommendation on Ddense, where $\delta\%$ connected clients are utilized as the preparation information, and the staying $(100 - \delta)\%$ connected clients as the test information. To look at the performance with differing measure of preparing information. The consequences of various strategies for generally speaking item suggestion are introduced.

- Pattern Popularity[13], which does not depend on preparation information, expanding size of the preparation information. Prevalence gives off an impression of being

an aggressive pattern for cold- begin suggestion because of the way that negative items are chosen from a similar item feline agrees as the positive ones. Joining the comparability among clients and items, it prompts immaterial execution change, which demonstrates the basic surface likeness can't well catch the buy inclinations.

- Our introduced variations are reliably warged Curiously isn't delicate to the measure of preparing information, execution over proportions. By consolidating extra statistic qualities, ColdD+E is reliably superior to ColdE, and the improvement appears to be increasingly huge when the preparation information is abundant (at the proportion of 1:1). At the point when the preparation information is restricted, Cold++ beats the various techniques. In any case, with all the more preparing information, it performs marginally more awful than ColdD+E.

VI. CONCLUSION

We have examined a novel issue, cross-webpage cold-begin item suggestion, i.e., prescribing items from internet business sites to microblogging clients without authentic buyrecords.

Our primary thought is that on the web based business sites, clients and items can be spoken to in the equivalent inactive element space through component learning with the intermittent neural systems.

Utilizing a lot of connected clients crosswise over both internet business sites and person to person communication destinations as an extension, we can learn highlight mapping capacities utilizing a changed slope boosting trees strategy, which maps clients traits separated from interpersonal interaction locales onto include portrayals gained from web based businesssites.

The mapped client highlights can be viably joined into an element based lattice factorization approach for virus begin item suggestion.

REFERENCES

- [1]. J. Wang and Y. Zhang, "Opportunity model for e-commerce recommendation: Right product; right time," in *SIGIR*, 2013.
- [2]. M. Giering, "Retail sales prediction and item recommendations using customer demographics at store level," *SIGKDD Explor. Newsl.*, vol. 10, no. 2, Dec.2008.
- [3]. G. Linden, B. Smith, and J. York, "Amazon.com recommendations: Item-to-item collaborative filtering," *IEEE Internet Computing*, vol. 7, no. 1, Jan. 2003.
- [4]. A. Zeithaml, "The new demographics and market fragmentation," *Journal of Marketing*, vol. 49, pp. 64-75, 1985.
- [5]. X. Zhao, Y. Guo, Y. He, H. Jiang, Y. Wu, and X. Li, "We know what you want to buy: a demographic-based system for product recommendation on microblogs," in *SIGKDD*, 2014.
- [6]. J. Wang, W. X. Zhao, Y. He, and X. Li, "Leveraging product adopter information from online reviews for product recommendation," in *ICWSM*, 2015.
- [7]. Y. Seroussi, F. Bohnert, and I. Zukerman, "Personalised rating prediction for new users using latent factor models," in *ACM HH*, 2011.
- [8]. T. Mikolov, I. Sutskever, K. Chen, G. S. Corrado, and J. Dean, "Distributed representations of words and phrases and their compositionality," in *NIPS*, 2013.
- [9]. Q. V. Le and T. Mikolov, "Distributed representations of sentences and documents," *CoRR*, vol. abs/1405.4053, 2014.
- [10]. J. Lin, K. Sugiyama, M. Kan, and T. Chua, "Addressing cold start in app recommendation: latent user models constructed from twitter followers," in *SIGIR*, 2013.
- [11]. T. Mikolov, K. Chen, G. Corrado, and J. Dean, "Efficient estimation of word representations in vector space," *CoRR*, vol. abs/1301.3781, 2013.
- [12]. Y. Koren, R. Bell, and C. Volinsky, "Matrix factorization techniques for recommender systems," *Computer*, vol. 42, no. 8, pp. 30-37, Aug. 2009.
- [13]. Ning Wang, Qiaoling Zhang, Liejun Yang, Mingming Chen, "A Novel E-Commerce Recommendation System Model based on the Pattern Recognition and User Behavior Preference Analysis", *Advanced Science and Technology Letters Vol.138 (ISI 2016)*, pp.105-110.
- [14]. Kota Charishma, , SK. Gopal Krishna, "Connecting OSN Media to E-commerce for Cold Start Product Recommendation using Micro Login Information", *ijitech*, ISSN 2321-8665 Vol.06, Issue.01, January-2018, Pages:0014-0016.
- [15]. Manish Raka, Prof. Sachin Godse, "Implementing Product Recommendation System using Neural Network by Connection Social Networking to E-Commerce", *IJRST -International Journal for Innovative Research in Science & Technology*, Volume 3, Issue 08, January 2017 ISS
- [16]. N (online): 2349-6010.